

MIRKA

MARINE SURFACE FINISHING





About Mirka

Mirka Ltd is a family-owned Finnish company and a world leader in abrasives technology innovation. We offer a complete range of technically superior, high-quality abrasives, innovatively designed tools, complete sanding systems and supplementary products. This total innovative solution delivers real benefits to customers in terms of speed, first-class efficiency, surface finish quality and cost-effectiveness, even when tackling the most demanding applications.

Mirka is the first company in its sector to obtain the three most important quality standards: The production process guarantees reliable quality by following the ISO 9001 quality assurance system. The OHSAS 18001 occupational health and safety management system ensures a high level of work safety. The ISO 14001 environmental management system proves that we consider the environment in all our activities. 97 per cent of our products are exported and sold across the globe through our subsidiaries and importers.

> Read more: mirka.com

Contents

PLUG AND MOULD SANDING	4	DUST SUCTION HOOD	13
PLUG AND MOULD FINISHING	6	INTERIOR HIGH GLOSS PROCESS	14
CONDITIONING OF GEL COAT	8	SOLID SURFACE PROCESS	15
POLISH YOUR BOAT	9	PAINT RECTIFICATION	16
ACRYLIC /GLASS RESTORATION	10	ON MARINE CLEARCOAT	
TEAK DECK MAINTENANCE	11	MIRKA TROLLEYS	17
BELOW WATER LINE	12	ACCESSORIES	18



Perfect surfaces for tough conditions

Facing harsh conditions with salt, water and wind, marine surfaces need to be built to last, as well as regularly maintained and expertly refurbished to keep that first-class look. When it comes to marine surface finishing, from boat manufacturing – including high-end yacht production – to boat refurbishing and restoration, Mirka can deliver.

Choosing dust-free and ergonomic Mirka products isn't only a health-conscious choice, but it will also improve your profitability, productivity and efficiency.

Mirka's sanding, compounding and polishing products together with our award-winning tools suit everything from heavy-duty sanding of composite moulds to smoothening out the final gel coat finish – from small scale to high volume production.

If you are looking for high-rate efficiency and a world class finish for your marine surfaces; read on to learn more about innovative solutions that give you better results with fewer steps.

PLUG AND MOULD **SANDING**


Hull building is where it all begins. When sanding fibreglass plug and mould, our net and multihole sanding abrasives, ergonomic sanders and effective dust extraction improve your working conditions, making work safer, faster and more efficient. Depending on the application, Mirka has suitable pneumatic and electric sanders, each well matched with the superior cut of Abranet Ace, and Abranet Ace HD net and Novastar film abrasive. Novastar precision coated, highly durable and clog resistant surface has unmatched edge wear resistance, whereas the Abranet Ace range with its durable net construction and ceramic grains has unrivalled performance matched with optimised dust extraction.

ABRASIVES



Abranet® Ace

Abranet® Ace – offers superior cut and performance for more demanding sanding applications, with an optimised net construction and ceramic grains.



Abranet® Ace HD

Abranet® Ace HD – resists high wear and tear and is ideal for heavy-duty applications.



Novastar®

Novastar® – aggressive initial cut for heavy duty applications in coarser grits. Long lasting film-backed disc with excellent edge wear resistance and flatness. Can be used for wet sanding.



SANDING TOOLS AND ACCESSORIES

PNEUMATIC TOOLS



Mirka® ROS2 850CV



Mirka® PROS 650CV



Mirka® OS 383CV



Mirka® ROS2 510CV



Hose 27 mm x 5,5 m
with integrated pneumatics

ELECTRIC TOOLS



Mirka® DEROS 650CV



Mirka® DEOS 383CV



Hose 27 mm x 5,5 m
with integrated cable

HAND SANDING BLOCKS



DUST EXTRACTION



Mirka® Dust Extractor 1230/1242 M

PLUG AND MOULD **FINISHING**

When it is finishing time, Mirka's range of abrasives gives you the results you are looking for. To ensure the best surface preparation prior to polishing, choose a film or foam backing and combine the abrasives with Mirka pneumatic or electric tools for an efficient workflow.

Choose either film abrasive: **Polarstar**, which has outstanding performance on hard tooling gelcoats or **Microstar**, which is well designed for matting of the surface. If you prefer to use a foam abrasive, wet sanding with **Abralon** is ideal for finishing prior to polishing. Its patented flexible construction creates a smooth finish while minimising the risk for pressure marks.

ABRASIVES



Polarstar®

Polarstar® – offers outstanding performance on hard tooling gelcoats and scratch resistant clearcoats.



Abralon®

Abralon® – specially developed for surface preparation and finishing prior to polishing.



Microstar®

Microstar® – designed for matting and paint rectification of top- and clear coat.



POLISHING



Polarshine®

Polarshine® 45 – Very coarse polishing compound ideal for marine and industrial gelcoats.





FINISHING TOOLS AND ACCESSORIES

PNEUMATIC TOOLS



Mirka® PROS 650CV



Mirka® ROS 325CV



Hose 27 mm x 5,5 m
with integrated pneumatics

ELECTRIC TOOLS



Mirka® DEROS 650CV



Mirka® PS 1437 Polisher



Hose 27 mm x 5,5 m
with integrated cable

ACCESSORIES



Polarshine® 45
is a very coarse
polishing compound
ideal for marine and
industrial gelcoats.



Polarshine® 35
is a coarse polishing
compound developed
for demanding Marine
applications.



Polarshine® 10
is a medium coarse
compound which
leaves a high gloss
finish.



DUST EXTRACTION



Mirka® Dust Extractor
1025 L PC

CONDITIONING OF GEL COAT

It is easy to condition a gel coat finish with Mirka solutions. Use Abralon for machine sanding the surface, work with Polarshine to compound, to remove swirls and to polish, and finish the job by protecting the surface. You can find the perfect match for your polishing needs with this handy compound grade scale. We also offer complete finishing kits to make it even easier.



DEEP CLEANING

USE:

- Abralon®
- Machine sanding

COMPOUNDING / CLEANING

USE:

- Polarshine® 35 + Natural wool pad
- OR
- Polarshine® 45 + Twisted wool pad

SWIRL REMOVAL / POLISHING

USE:

- Polarshine® 10 + Yellow foam pad

SURFACE PROTECTION

USE:

- Polarshine® Liquid wax
- OR
- Polarshine® 3 wax




TOOLS & ACCESSORIES



Mirka® DEROS 650CV



Mirka® PS 1437 Polisher



Abralon® – specially developed for surface preparation and finishing prior to polishing (Abralon® 2000, 4000).



Polarshine® 10 – a medium coarse compound which leaves a high gloss finish.

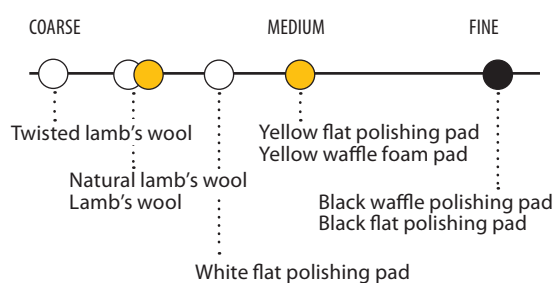
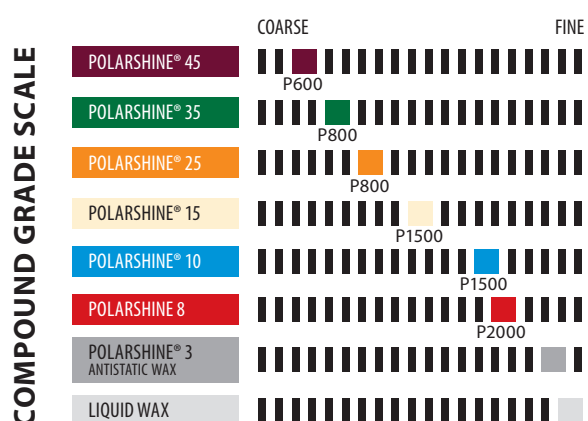
Surface protection with **Polarshine® Liquid wax** or **Polarshine® 3 wax**



POLISH YOUR BOAT



Working with hard surfaces that will be exposed to tough conditions, you need professional polishing compounds that give long-lasting results. Water-based and silicone-free, Polarshine doesn't rely on solvents or fillers. Coarse and fast-cutting Polarshine 45 removes scratches and heavy oxidation easily from hard surfaces. Can be used as one-step polishing on lighter colours. For darker colours, we recommend to finish with Polarshine 10.



ACRYLIC/GLASS RESTORATION



Acrylic and glass windows can accumulate scratches and small defects. Instead of replacing, refurbish: blemishes can easily be removed with sanding and polishing using Mirka products.

Depending on the depth of the scratches and quality of the material, Mirka offers various solutions designed to give you the perfect finish.

SANDING STEP

Deep scratches

Start with P500 – P800 (Abranet® Ace)
– 1000 – 3000 (Abralon®)

Minor scratches

Start with 1000 – 3000 (Abralon®)



Abranet® Ace offers superior cut and performance for more demanding sanding applications, with an optimized net construction and ceramic grains.



Abralon® is specially developed for surface preparation and finishing prior to polishing.



POLISHING



Polarshine® 35



Natural lamb's wool



Mirka® PS 1437
Polisher



POLISHING



Polarshine® 10



Yellow waffle foam pad



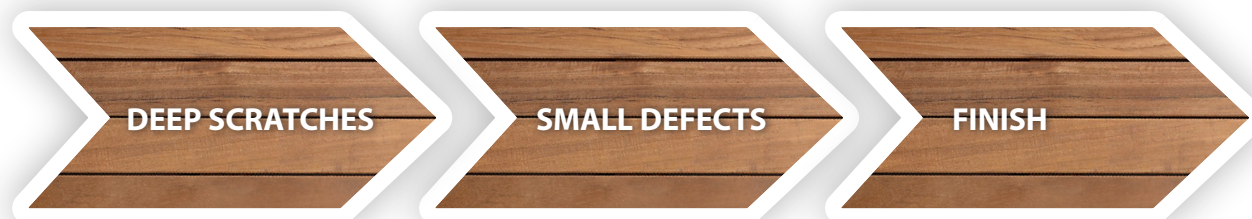
Mirka® PS 1437
Polisher

TEAK DECK MAINTENANCE



When working on teak decks, it is essential to be able to work dust-free. Wood dust exposure is especially harmful to the lungs. Use Mirka's dust-free sanding solutions, combining industry pioneering net abrasives with our ergonomic tools and efficient dust extractors.

Depending on the condition of the teak deck and the severity of the damage, Abranet Ace or Novastar can be used with grits ranging from P80 to P120 to P180.



Abranet® Ace – offers superior cut and performance for more demanding sanding applications, with an optimized net construction and ceramic grains.



Novastar® – aggressive initial cut for heavy duty applications in coarser grits. Long lasting film-backed disc with excellent edge wear resistance and flatness.



TOOLS & ACCESSORIES



Mirka® DEROS 650CV



Dust extraction hose
with integrated cable



Mirka® Dust Extractor
1230 L AFC

BELOW WATER LINE

BELOW WATER LINE

When sanding below the waterline, we recommend our dust-free sanding solutions – whether you're working on new or old fibreglass surfaces.

The Abranet Ace HD resists high wear and tear and is ideal for heavy-duty applications: combine it with a pneumatic machine and the dust extractor or an electric rotating machine fitted with a dust suction hood.

Mirka's film backed, multihole Novastar abrasive delivers remarkable results especially on hard surfaces. Its precision coating won't get clogged as it practically repels dust and its grains stay sharp.



Abranet® Ace HD



Novastar®

TOOLS & ACCESSORIES



Mirka® DEROS 650CV



Mirka® ROS2 650CV



Mirka® PS 1524 Polisher



**Mirka® Dust Extractor
1242 M AFC**



Dust suction hood – developed for more aggressive sanding applications with an excellent dust removal.

DUST SUCTION HOOD

The Mirka PS1437 can be converted for dust-free sanding using the separately available dust suction hood. Simply attach the hood to the PS1437 keylessly and connect to a dust extractor by the means of a hose. For working on the edges, or to improve visibility, the front segment can be removed. The hood features brushes for better suction and surface protection.

**Back pad features**

- Robust hooks
- 17 holes for great dust suction
- Pad diameter 125 mm











Sanding close to an edge or for better visual inspection the front cover is removable.









INTERIOR HIGH GLOSS PROCESS

↓ SINGLE COMPOUND POLISHING PROCESS – POLARSHINE® 10

Complete solutions inside out: depending on the application, Mirka products can give high gloss results on interior surfaces with a single or twin compound polishing process.

Defect removal		Compounding	Polish / Finish
  <p>Remove defects: sand with Microstar® P800/P1200. Sand with medium speed, 7,000 – 8,000 rpm.</p>	  <p>Reduce scratches: use Abralon® 3000 damp sanding. Sand with low speed, 6,000 rpm.</p>	  <p>Use Polarshine® 10 and Mirka Lambswool Pro pad.</p>	  <p>Use Polarstar® 10 and Mirka Yellow Waffle pad. Wipe and do final cleaning with Mirka soft microfiber cloth.</p>

↓ 2 COMPOUND POLISHING PROCESS – POLARSHINE® 35 + 10

Defect removal	Compounding	Polish / Finish
  <p>Remove defects: sand with Microstar® P800/P1200. Sand with medium speed, 7,000 – 8,000 rpm.</p>	  <p>Use Polarshine® 35 and Twisted lambswool pad.</p>	  <p>Use Polarshine® 10 and Mirka Yellow Waffle pad to remove swirls and holograms. Wipe and do final cleaning with Mirka soft microfiber cloth.</p>

Note: For best result, use the right combination with compound/pad and Soft edge backing pad:




Backing pad 135mm, M14 soft
Code: 8297902011

SOLID SURFACE PROCESS

For working on solid surfaces, Mirka has a unique system for both sanding and polishing. The recommended process gives an optimal finish together with the right abrasives, polishing compounds, tools and accessories.


MATTE FINISH

Start with Novastar.
Finish with Mirlon VF.




SATIN FINISH

First steps with Novastar.
Finish with Mirlon VF and
Mirlon Total XF, together
with Spacer interface.




GLOSSY FINISH

Use Novastar up to grit 500.
Finish with Abralon (damp)
together with Spacer
interface.



HIGH GLOSS FINISH

Begin with Novastar up to
grit 500. Continue with Abralon
together with Spacer interface.
Finish with Polarshine 10
and lambswool pad.



MIRKA COMPLETE SANDING SYSTEM



Novastar®, Mirlon® and Abralon® discs



Mirka® DEROS 650CV



Vacuum hose 4 m



Mirka® Dust Extractor
1230 L AFC

MIRKA COMPLETE POLISHING SYSTEM











Mirka® PS1524 180 mm









Lambswool pad 150 mm

PAINT RECTIFICATION ON MARINE CLEARCOAT

🔧 SINGLE COMPOUND POLISHING SOLUTION

Defect removal		Compounding	Polish / Finish
  <p>Remove defects: use Microstar® P1200 or P1500 + 5 mm interface pad. Sand with medium speed, 6,000–7,000 rpm.</p>	  <p>Reduce scratches: use Abralon® 3000 damp sanding. Sand with low speed, 6,000 rpm.</p>	  <p>Use Polarshine® 10 and Mirka® Lambswool Pro pad. Polishing speed max. 1,500 rpm.</p>	  <p>Use Polarshine® 10 and Mirka® Yellow waffle pad. Wipe and do final cleaning with Mirka soft microfiber cloth. Polishing speed max. 1,500 rpm.</p>

🔧 2 COMPOUND POLISHING SOLUTION

IF NEEDED Defect removal	Compounding	Polish / Finish	
  <p>Remove defects: Use Microstar® P1200 or P1500 + 5 mm interface pad. Sand with medium speed, 6,000–7,000 rpm. Optional use WFP Next Gen by hand.</p>	  <p>Use Polarshine® 35 and Mirka® Lambswool Pro pad. Polishing speed max. 1,500 rpm.</p>	  <p>Use Polarshine® 10 and Mirka® Yellow waffle pad. Wipe and do final cleaning with Mirka soft microfiber cloth. Polishing speed max. 1,500 rpm.</p>	<p>🔧 Use Microstar® for soft fresh paint.</p> <p>🔧 Use Polarstar® for hard paints.</p> <p>Note: For best result, use moderate speed 1,200–1,500 rpm to achieve a better cutting performance!</p>

MIRKA TROLLEYS



↓ SOLUTION TROLLEY

The Solution Trolley houses the Mirka dust extractor, abrasives, tools and polishing bottles. The trolley features two drawers and a storage locker.



↓ WORK STATION FOR DUST EXTRACTOR 1230/1242

The Work Station is a compact shelf and hook system with dedicated space for Mirka cases, hoses and abrasives as well as hooks for machines. It mounts on top of the Dust Extractor 1230/1242 with fastening accessories.

MIRKA UNIVERSAL PAD WASHER SYSTEM

CLEANING YOUR PADS AFTER POLISHING

It is important to keep your polishing pads clean. A dirty pad can cause deep swirls and scratches, undoing the work you have put in on the surface previously. Mirka's Universal Pad Washer System is an easy way to clean your pads, which prolongs their lifetime and helps them perform better.



» Fill the bucket with water.



» Press down the washing grid and fill the bucket with water until it is slightly above the washing grid.



» It is important to keep the polishing pad clean. A dirty pad can cause deep swirls and scratches.



» The Universal Pad Washer is suitable for washing all types of pads.



» Press down the polisher against the grid and run the polisher at approximately 800 – 1,200 rpm.



» Lift the polisher and spin the pad dry at 1,500 – 2,000 rpm.




» For additional drying place the center grid in the lid. Recommended speed: 1,200 – 1,500 rpm.



» A clean pad gives a better polishing performance and prolongs the lifetime of the pad.



Cleaning Tool for Lambswoolpad



Spare Part Kit for Pad Washer



Sustainability at Mirka

We proactively look for ways to **reduce the environmental footprint of our products**. We do not use chemicals on the List of Substances of Very High Concern (SVHC) and are in full compliance with the EU’s Registration, Evaluation, Authorisation and Restriction of Chemicals legislation (REACH). Below are some of the other advancements we are making.

- **Developing new low-energy technologies.** This decreases the amount of energy needed to manufacture our coated abrasives.
- **Switching to a non-heavy metal colouring agent.** This reduces the amount of heavy metal in our products.
- **Improving the handling and processing of waste resin.** This ensures better health and safety for our workforce and decreases the chance of disposal hazards.
- **Innovating new catalyst technology.** This makes our thermal machine lines more efficient, reducing the energy consumption needed to make our products.
- **Designing efficient product transport routes.** This reduces our carbon footprint.



Read more: mirka.com/sustainability





Mirka Ltd
Finland

Brazil Mirka Brasil Ltda.

Belgium Mirka Belgium Logistics NV

Canada Mirka Canada Inc.

China Mirka Trading Shanghai Co., Ltd

Finland & Baltics Mirka Ltd

France Mirka France Sarl

Germany Mirka GmbH

India Mirka India Pvt Ltd

Italy Mirka Italia s.r.l., Cafro S.p.A

Mexico Mirka Mexicana S.A. de C.V.

Russia Mirka Rus LLC

Singapore Mirka Asia Pacific Pte Ltd

Spain KWH Mirka Ibérica S.A.U.

Sweden Mirka Scandinavia AB

Turkey Mirka Turkey Zimpara Ltd Şirketi

United Kingdom Mirka (UK) Ltd

United Arab Emirates Mirka Middle East FZCO

USA Mirka USA Inc.

For contact information,
please visit **www.mirka.com**

